



BELGARD
PAVES THE WAY





WHY BELGARD®?

OUR PURPOSE IS TO MAKE OUTSIDE YOUR KIND OF BEAUTIFUL.

This goes beyond turning creativity and craftsmanship into lasting outdoor spaces. It means bringing your vision to life, together. Because with Belgard, you get more than just beautiful products, you get a partner to help you every step of the way.

#1 HARDSCAPES BRAND IN NORTH AMERICA.

For more than 20 years, Belgard has been the leader in the industry, providing the highest levels of quality and craftsmanship in our products and setting the standard for hardscapes.

Belgard.com



INNOVATION.

We have devoted over 20,000 hours each year to research and development. Explore our products and ignite your creativity with our online visualizer tool.

Belgard.com/Seeit



EXPERTISE.

Our network of Belgard Authorized Contractors are ICPI* trained to deliver superior craftsmanship.

Find a contractor or dealer:
Belgard.com/Locator



INSPIRATION.

Belgard is a proud sponsor and hardscape supplier of the HGTV® Dream Home 2018.

Belgard.com/HGTVDreamHome2018



PEACE OF MIND.

As the largest provider of hardscape products in North America, we proudly stand behind our products with a lifetime transferable limited warranty.

Belgard.com/Warranty



FLEXIBILITY.

We offer multiple financing options to help you realize your vision.












Belgard.com/BPP


*Interlocking Concrete Pavement Institute

HGTV, HGTV Dream Home, HGTV Dream Home Giveaway and their associated logos are trademarks of Scripps Networks, LLC. Used with permission; all rights reserved.



TABLE OF CONTENTS

	4	INSPIRATION
	38	PAVERS
	78	SLABS
	90	PERMEABLE PAVERS
	96	PORCELAIN PAVERS
	98	GARDEN WALLS
	116	RETAINING WALLS
	128	YARDSCAPES
	136	OUTDOOR FIRE FEATURES AND KITCHENS
	144	TECHNISEAL®
	148	UNDERSTANDING THE PROCESS



ON THE COVER

Lafitt Grana Slab (page 54)

Mega-Arbel (page 58)

INSIDE FRONT COVER

Lafitt Slate Slab (page 56)

OPPOSITE PAGE

Ashlar Tandem Wall (page 110)

Lafitt Slate Slab (page 56)

NOTE: Belgard® can not guarantee printed colour swatches will match actual product. All colours shown are approximate representations of the standard product. Actual colours may vary slightly due to batch variances and environmental conditions at time of photography. Actual sizes may vary by region. Please contact your local Belgard representative for accurate samples, availability and pricing.

LET US INSPIRE YOU.





PATIO INSPIRATION





The Essence of Outdoor Living.

The primary goal in designing an outdoor living room is to create a space that invites you to spend time outdoors. Whether you enjoy entertaining large groups or prefer an intimate space for curling up with a good book, Belgard® is your source for patio designs that bring the outdoors to life.

PREVIOUS SPREAD

Lafitt Slate Slab (page 56)

Urbana Stone (page 72)

THIS PAGE

Lafitt Slate Slab (page 56)



Follow Belgard on Pinterest at
[Pinterest.com/Belgard](https://www.pinterest.com/Belgard)

Patios

TOP

Holland Stone (page 52)

Lafitt Grana Slab (page 54)


Weston Stone Wall (page 114)

BOTTOM

Mirage Nau 2.0 (page 94)

OPPOSITE PAGE

Mega-Arbel (page 58)









OPPOSITE PAGE

Europastone (page 50)

Mega-Arbel (page 58)

TOP

Lafitt Grana Slab (page 54)

Weston Stone Wall (page 114)

BOTTOM

Avalon Slate (page 41)



OUTDOOR LIVING INSPIRATION





A Place for Creating Memories.

With Belgard® wall products and the Belgard® Elements Collection™, you can create outdoor living rooms and kitchens that become the hub of activity for your family. Imagine roasting marshmallows over a crackling fire or baking a restaurant-quality wood-fired pizza in your own brick oven. Now, that's living.

Bordeaux Series
Fireplace & Wood Boxes (page 140)

Outdoor Fire Features and Kitchens

TOP

Brighton Series Fireplace (page 142)

Europastone (page 50)

BOTTOM

Bordeaux Series Fireplace (page 140)

Holland Stone (page 52)


Lafitt Grana Slab (page 54)

Ashlar Tandem Wall (page 110)

OPPOSITE PAGE

Bristol Series Fireplace &
Wood Boxes (page 141)

Mega-Libre Slab (page 60)









OPPOSITE PAGE

Weston Stone Fire Pit Kit (page 140)

Mega-Libre (page 60)

TOP

Bristol Series Kitchen &
Pizza Oven (page 141)

Weston Stone Wall (page 114)

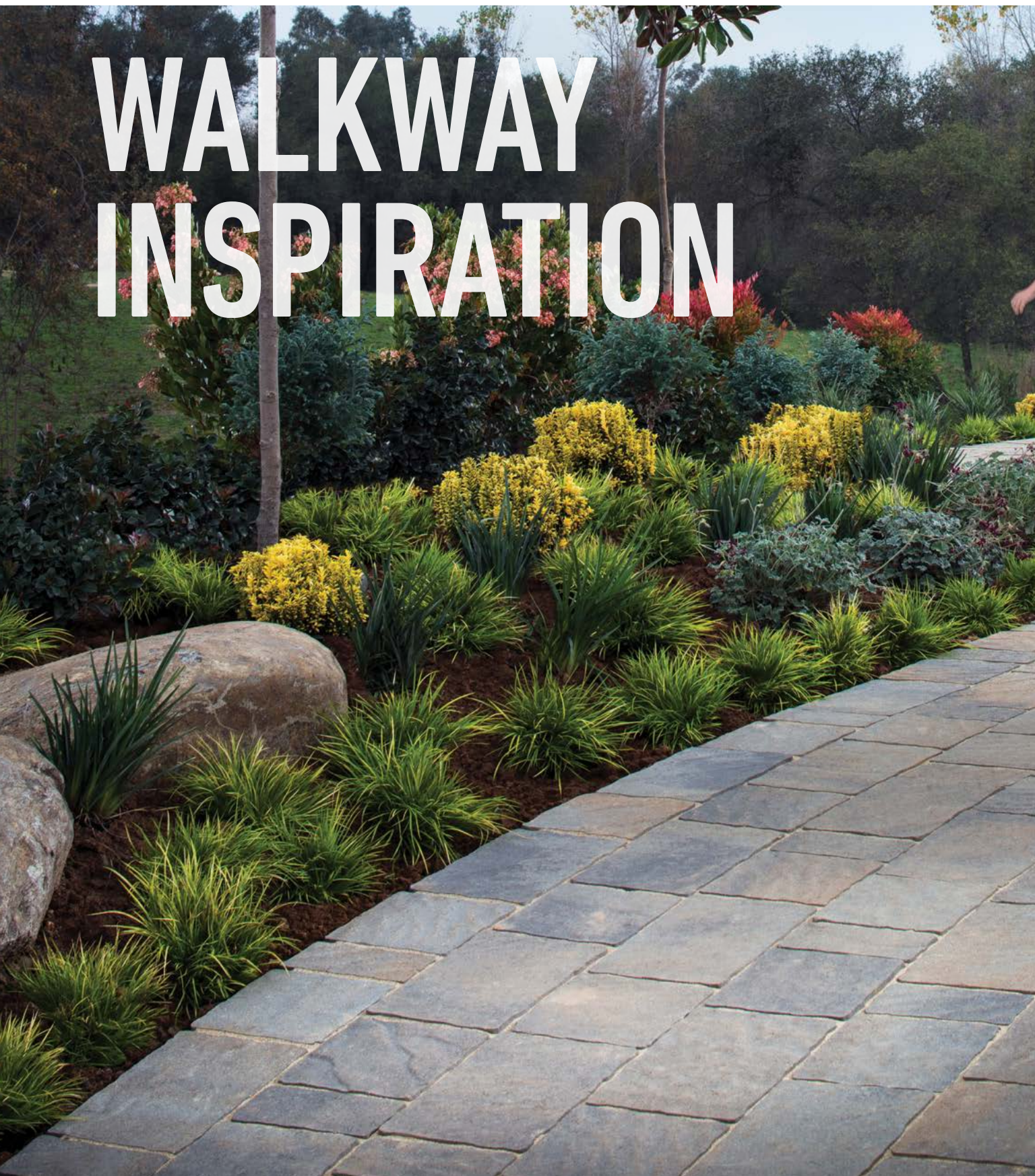
Mega-Libre (page 60)

BOTTOM

Bordeaux Series Kitchen (page 140)



WALKWAY INSPIRATION





The Path of Enlightenment.

With dozens of styles, colours, shapes and textures to choose from, Belgard® pavers help you create walkways that not only transport you from one spot to the next, they become an outward expression of your personal sense of style.

Urbana Stone (page 72)

Walkways

TOP

Catalina Grana (page 46)

BOTTOM

Holland Stone (page 52)

OPPOSITE PAGE

Europastone (page 50)

Mega-Arbel (page 58)









OPPOSITE PAGE

Catalina Grana (page 46)

TOP

River Rock (page 64)

BOTTOM

Mega-Libre Slab (page 60)

Weston Stone (page 114)

Pisa2 (page 124)



DRIVEWAY INSPIRATION



Make a Grand Entrance.

Whether you prefer a classic look, contemporary lines, unique patterns, or old world country charm, Belgard® pavers can help you make a statement that will register the moment guests arrive at your door.

River Rock (page 64)



Follow Belgard on Pinterest at
[Pinterest.com/Belgard](https://www.pinterest.com/Belgard)

Driveways

TOP

Holland Stone (page 52)


BOTTOM

Holland Stone (page 52)

River Rock (page 64)

OPPOSITE PAGE

Aqua Roc (page 86)









OPPOSITE PAGE

Urbana Stone (page 72)

TOP

Roman Euro (page 68)

BOTTOM

Mega-Arbel (page 58)



WALL INSPIRATION

A photograph of a modern outdoor patio. In the foreground, a dark wicker armchair with light green cushions and a striped pillow is partially visible. A brown throw blanket is draped over the chair. Next to it is a small, dark metal side table holding a bowl of pears and a ceramic bowl. Two lit candles are on a surface to the left. The ground is paved with irregular, flat stones in shades of grey and tan. In the background, a multi-tiered retaining wall made of large, rough-hewn grey stones runs across the frame. Behind the wall, there are various plants, including tall grasses and a small evergreen tree. A house with light-colored siding is visible in the upper background.



Add Dimension to Your Design.

Belgard® offers a variety of wall systems to enhance your outdoor living areas. Convert a sloped lawn into usable patio space, create dimensional gardens, build seat walls or an outdoor kitchen, define separate outdoor rooms... the possibilities are endless.

Mega-Libre Slab (page 60)

AB Collection (page 119)

Walls

TOP

Ashlar Tandem Wall (page 110)

BOTTOM

AB Aztec (page 118)

OPPOSITE PAGE

Holland Stone (page 52)

Weston Stone Wall (page 114)

Pisa2 (page 124)









OPPOSITE PAGE

Roman Pisa (page 125)

TOP

Ashlar Tandem Wall (page 110)

BOTTOM

Mega-Arbel (page 58)

Stackstone (page 106)




ENDLESS STYLE

A photograph of a modern residential exterior featuring large, multi-paneled wooden garage doors. The doors are set into a light-colored stucco wall with dark stone veneer accents at the base. Two black lantern-style light fixtures are mounted on the wall, one on each side of the main garage door. The driveway is paved with large, rectangular stone tiles in various shades of grey and brown. In the foreground, there is a landscaped area with dark gravel, a small white-barked tree, and some pink flowers. The sky is blue with some clouds.




Find Your Perfect Product.

Whether you're looking to add some old world charm to your patio or contemporary flare to your walkway, Belgard® offers a variety of products in endless styles, shapes, colours and textures. The icons below will help guide you to the best product for your needs.




POOLS*




FIRE FEATURES



STEPS




WALKWAYS




PATIOS



DRIVEWAYS



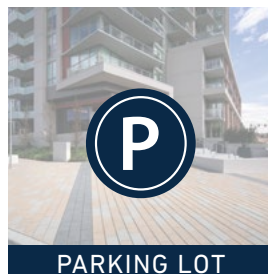
KITCHENS



WALLS



COLUMNS



PARKING LOT



MACHINE PLACED

*** Pool Deck Applications:**

Lighter colours are recommended. Paver surface temperatures will fluctuate with weather conditions.

Holland Stone (page 52)

River Rock (page 64)

PAVERS & SLABS





TABLE OF CONTENTS

PAVERS

40	ARIA SLAB
41	AVALON SLATE & BORDER
42	CAMBRIDGE COBBLE®
46	CATALINA GRANA®
48	COBBLE
50	EUROPASTONE
52	HOLLAND STONE
54	LAFITT® GRANA SLAB
56	LAFITT® SLATE SLAB
58	MEGA-ARBEL®
60	MEGA-LIBRE® SLAB
62	MODULINE SERIES® PLANK PAVERS
64	RIVER ROCK
66	RIVER ROCK GRANA
68	ROMAN EURO
70	TRAPEZA PAVER
72	URBANA® STONE
74	VS 5
76	MARINA™ COPING

SLABS

78	BELGRAVIA QUADRAL
78	BELGRAVIA SARANAK
79	BELGRAVIA SLATE
79	BELGRAVIA SMOOTH
80	WINSTON ATHEN RADIUS, SQUARE / H-PLUS / RUNDLE SQUARE
81	WINSTON STANDARD SLAB
82	KINGSTON SEDONA
82	KINGSTON PATIO SLAB
83	KINGSTON ROUND SMOOTH 12", ROUND & SQUARE EXPOSED

Moduline Series Plank Paver (page 62)

ARIA SLAB

PAVERS



Taking its inspiration from modern architecture, Aria Slab offers a smooth surface and modular design with virtual joints that add to the multi-piece look.



AVAILABLE COLOURS*



Charcoal



Grey



Rustic



Victorian

*Also available
in Toscana

SHAPES & SIZES

3-Piece Modular



600 x 300 x 60mm
24 x 12 x 2.4"



600 x 300 x 60mm
24 x 12 x 2.4"



600 x 300 x 60mm
24 x 12 x 2.4"

AVALON SLATE & BORDER

PAVERS



The dimensional texture of Avalon Slate offers the natural look of cut slate. This three-piece system to suit a variety of design needs.



AVAILABLE COLOURS



Autumn



Toscana



Victorian




Dark Charcoal*
(only available in 6 x 9)

3-Piece Modular



150 x 300 x 60mm
6 x 12 x 2.4"



230 x 300 x 60mm
9 x 12 x 2.4"



300 x 300 x 60mm
12 x 12 x 2.4"

Border Stone*



150 x 230 x 60mm
6 x 9 x 2.4"

*Border Stone available in Dark Charcoal.



Product Spotlight

Cambridge Cobble[®]

The versatile Cambridge Cobble offers a tailored, architectural look with gently rounded corners and a domed pillowtop surface. The subtle colour combinations and multiple pattern options make it ideal for crafting intricate designs.





CAMBRIDGE COBBLE®

PAVERS




Both durable and adaptable, Cambridge Cobble offers a more tailored, architectural look with its gently rounded corners and domed pillow top surface. The subtle colour combinations and versatile pattern make it ideal for crafting intricate circular designs and captivating walkways.



AVAILABLE COLOURS



Autumn



Dark Charcoal*



Toscana



Victorian

SHAPES & SIZES

Square



150 x 150 x 60mm
6 x 6 x 2.4"

Rectangle



*150 x 230 x 60mm
6 x 9 x 2.4"

Large Rectangle



230 x 300 x 60mm
9 x 12 x 2.4"

*Dark Charcoal is
only available in 6x9



CATALINA GRANA®


PAVERS



Catalina Grana offers crisp, clean lines and a smooth, linear surface that creates an eye-catching contemporary look that's ideal for high-traffic areas.



AVAILABLE COLOURS



Autumn



Dark Charcoal*
(only available in 6 x 9)



Toscana




Victorian

SHAPES & SIZES


3-Piece Modular



150 x 300 x 60mm
6 x 12 x 2.4"



230 x 300 x 60mm
9 x 12 x 2.4"



300 x 300 x 60mm
12 x 12 x 2.4"

Border Stone*



150 x 230 x 60mm
6 x 9 x 2.4"



COBBLE

PAVERS



Inspired by European streetscapes, the Cobble Collection brings beautifully weaved patterns to patios, walkways and driveways. The pavers within the collection can be used individually or mixed and matched by size and colour to create unique design treatments.



AVAILABLE COLOURS



Charcoal



Rustic

SHAPES & SIZES

Cobble 4.5 x 4.5



115 x 115 x 60mm
4.5 x 4.5 x 2.4"

Cobble 4.5 x 7




115 x 172 x 60mm
4.5 x 6.7 x 2.4"

Cobble Circle Kit



Cobble Circle Kit comes complete with all the pavers needed to layout approximately 1 - 7' circle or 2 - 5' circles.

Download the Cobble Circle Kit installation guide at www.belgard.com



EUROPASTONE

PAVERS



Resembling European pavers of the old world, Europastone is tumbled to give your project the classic old world character. The blended colour of the Europastone creates perfect harmony and balance and is ideal for walkways, driveways and patios.



AVAILABLE COLOURS*



Charcoal



Desert Buff



Grey



Rustic

*Also available in Silverado

SHAPES & SIZES

Type 1



72.5 x 193 x 60mm
3 x 7.6 x 2.4"

Type 2



140 x 193 x 60mm
5.5 x 7.6 x 2.4"

Type 3



193 x 216 x 60mm
7.6 x 8.5 x 2.4"

Available only in British Columbia




HOLLAND STONE

PAVERS



The classic shape, smooth surface and multiple colour options make Holland Stone ideal for creating a wide variety of traditional looks. Holland Stone is also an excellent choice as a border element.

AVAILABLE COLOURS*



Charcoal



Desert Buff



Grey



Red




Rustic



Toscana



Victorian



Northern Blend
*Also available in Silverado

SHAPES & SIZES

2 x 8



50 x 200 x 60mm
2 x 8 x 2.4"

4 x 4



100 x 100 x 60mm
4 x 4 x 2.4"

4 x 8



100 x 200 x 60mm
4 x 8 x 2.4"
100 x 200 x 80mm
4 x 8 x 3.1"

8 x 8



200 x 200 x 60mm
8 x 8 x 2.4"

12 x 12



300 x 300 x 60mm
12 x 12 x 2.4"




LAFITT® GRANA SLAB

PAVERS



Lafitt Grana Slab pairs sleek contemporary style with modern design innovation. Featuring a smooth finish and large-scale units.



AVAILABLE COLOURS



Charcoal



Rustic



Toscana




Victorian

SHAPES & SIZES


3-Piece Modular System




377 x 190 x 50mm
15 x 7.5 x 2"



377 x 377 x 50mm
15 x 15 x 2"



377 x 567 x 50mm
15 x 22.5 x 2"




LAFITT® SLATE SLAB

PAVERS



Lafitt Slate Slab features the look and texture of cut slate paired with the versatility of larger-scale modular design.



AVAILABLE COLOURS



Charcoal



Rustic




Toscana




Victorian

SHAPES & SIZES

3-Piece Modular System



377 x 190 x 50mm
15 x 7.5 x 2"



377 x 377 x 50mm
15 x 15 x 2"



377 x 567 x 50mm
15 x 22 x 2"




MEGA-ARBEL[®]

PAVERS



Mega-Arbel offers the look and feel of natural flagstone. With an irregular shape and virtual joints, it creates a random look that flows harmoniously into the surrounding landscape.



AVAILABLE COLOURS



Charcoal



Rustic




Toscana



Victorian

SHAPES & SIZES

Mega-Arbel 80mm



390 x 552 x 80mm
15 x 21 x 3.1"




MEGA-LIBRE® SLAB

PAVERS




Mega-Libre Slab offers the look and feel of natural flagstone. With an irregular shape and virtual joints, it creates a random look that flows harmoniously into the surrounding landscape.



AVAILABLE COLOURS



Charcoal



Rustic



Toscana



Victorian

SHAPES & SIZES

Large Unit



393 x 756 x 60mm
15.5 x 30 x 2.4"

Small Unit



390 x 563 x 60mm
15 x 22 x 2.4"



MODULINE SERIES®


PLANK PAVERS



Moduline Pavers are available in a wide array of colours and offers a smooth face and clean lines to create a stylish, contemporary look or to add accents or borders for unique paver designs.



AVAILABLE COLOURS



Charcoal



Grey



Rustic



Toscana



Victorian


SHAPES & SIZES

4 x 18




102 x 457 x 100mm
4 x 18 x 4"

4 x 24



102 x 600 x 100mm
4 x 24 x 4"

6 x 12



150 x 300 x 100mm
6 x 12 x 4"

12 x 12



300 x 300 x 100mm
12 x 12 x 4"

12 x 24



300 x 600 x 100mm
12 x 24 x 4"



RIVER ROCK

PAVERS



Inspired by nature's rustic elegance, River Rock features authentic stratified textures and strikingly vibrant colours in a 3-piece modular system that is suitable for manual or mechanical installation.



AVAILABLE COLOURS



Charcoal



Rustic



Toscana




Victorian

SHAPES & SIZES

3-Piece Modular System



290 x 145 x 80mm
5.7 x 11.4 x 3.1"



290 x 290 x 80mm
11.4 x 11.4 x 3.1"



290 x 435 x 80mm
11.4 x 14 x 3.1"



Large Rectangle

290 x 580 x 80mm
11.4 x 22.8 x 3.1"



RIVER ROCK GRANA

PAVERS



River Rock Grana features a smooth texture, clean lines and vibrant colour blends in a 3-piece modular system that is ideal for high-traffic areas and is suitable for manual or mechanical installation.



AVAILABLE COLOURS



Charcoal



Rustic



Toscana



Victorian

SHAPES & SIZES

3-Piece Modular System



290 x 145 x 80mm
5.7 x 11.4 x 3.1"



290 x 290 x 80mm
11.4 x 11.4 x 3.1"



290 x 435 x 80mm
11.4 x 14 x 3.1"



ROMAN EURO

PAVERS



The Roman Euro Collection is perfect on its own and when incorporated with other collections, resulting in one-of-a-kind designs for residential and commercial applications. With its distressed edges and simple form, Roman Euro has become a multi-generational favourite.



AVAILABLE COLOURS



Charcoal



Grey



Rustic



Toscana



Victorian

SHAPES & SIZES

6 x 6



150 x 150 x 60mm
6 x 6 x 2.4"

6 x 7



150 x 175 x 60mm
6 x 7 x 2.4"

6 x 9



150 x 225 x 60mm
6 x 9 x 2.4"

9 x 9



225 x 225 x 60mm
9 x 9 x 2.4"



Roman Euro Circle Kit is offered complete with all the pavers needed to lay-out approximately 1 - 8.5' circle or 2 - 5' circles. Circle kit installation guide available at www.belgard.com



TRAPEZA PAVER


PAVERS



Taking inspiration from avant-garde architecture and design, Trapeza is truly a one-of-kind paver that balances modern, crisp delineation within a unique modular layout that allows for virtually limitless design treatments.



AVAILABLE COLOURS



Charcoal



Grey



Rustic




Victorian

SHAPES & SIZES



380 x 253.3/126.7 x 100mm
15 x 9.9/4.9 x 4"



URBANA® STONE


PAVERS



The chiseled texture of Urbana Stone recalls the look of vintage cut stone. The versatile 3-piece modular system offers a broader range of shapes and laying patterns.



AVAILABLE COLOURS



Autumn



Toscana



Victorian

SHAPES & SIZES

3-Piece Modular



100 x 200 x 60mm
4 x 8 x 2.4"



200 x 200 x 60mm
8 x 8 x 2.4"



200 x 200 x 60mm
8 x 8 x 2.4"



VS-5

PAVERS



The ultimate in pavement stability and appearance for heavy vehicular and pedestrian traffic. VS-5 offers grooves on all four sides of the stone and underneath to ensure an enhanced, multidirectional Interlock and a smooth surface for wheelchair accessibility.



AVAILABLE COLOURS*



Charcoal



Dark Grey



Desert Buff



Grey

*Also available in Rustic

SHAPES & SIZES

3 x 12



75 x 300 x 108mm
3 x 12 x 4.3"

6 x 12



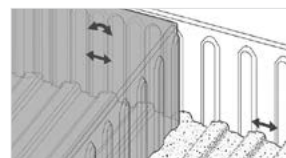
150 x 300 x 108mm
6 x 12 x 4.3"

12 x 12



300 x 300 x 108mm
12 x 12 x 4.3"

Grooves on all four sides and on the bottom of the VS-5 provides an enhanced, multi-directional interlock.





MARINA™ COPING



Marina Coping features a smooth surface and can be used as a finishing accent for an array of outdoor living features, including pools, steps, seat walls, outdoor kitchen counters, foot ledges, and more.



AVAILABLE COLOURS



Dark Charcoal
4 x 12 Marina Coping Only



Toscana



Victorian


SHAPES & SIZES

Marina 4" Coping



100 x 300 x 60mm
4 x 12 x 2.4"

Marina 6" Coping



150 x 300 x 60mm
6 x 12 x 2.4"




BELGRAVIA QUADRAL

SLABS | 16 x 16



Quadral Slab offers the look of four irregular-sized pavers all with one slab. Ideal for patios, walkways and terraces, the virtual joints coupled with 4 distinct textured finishes on each slab makes the Quadral Slab an essential element for virtual any design.



AVAILABLE COLOURS



Earth Blend



Shadow Blend



Victorian

SHAPES & SIZES

400 x 400 x 45mm
16 x 16 x 1.77"

BELGRAVIA SARANAK

SLABS | 16 x 16 / 16 x 24



Saranak Slab is available in two sizes and is designed with a natural chiseled stone profile making it perfect for all your path, patio and terrace projects. It can be used on its own but also mixed and matched by colour and size for a variety of design treatments.



AVAILABLE COLOURS



Earth Blend



Shadow Blend



Victorian

SHAPES & SIZES

400 x 400 x 45mm
16 x 16 x 1.77"

400 x 600 x 45mm
16 x 24 x 1.77"

BELGRAVIA SLATE

SLABS | 450 x 450 / 600 x 600



AVAILABLE COLOURS



Charcoal



Grey



Victorian



Toscana

SHAPES & SIZES

450 x 450 x 45mm
17.7 x 17.7 x 1.77"

600 x 600 x 45mm
24 x 24 x 1.77"

BELGRAVIA SMOOTH

SLABS | 450 x 450 / 600 x 600




AVAILABLE COLOURS



Charcoal



Grey



Toscana



Vancouver Bay
Grey



Vancouver Bay
Charcoal



Victorian

SHAPES & SIZES

450 x 450 x 45mm
17.7 x 17.7 x 1.77"

600 x 600 x 45mm
24 x 24 x 1.77"

Vancouver Bay are 16 x 16" and 24 x 24" only.

WINSTON ATHEN RADIUS / ATHEN SQUARE / H-PLUS / RUNDLE SLABS

SLABS



AVAILABLE COLOURS




Athen Radius Slab 600 x 600mm
Charcoal



Athen Square Slab 600 x 600mm
Charcoal



H-Plus Slab 600 x 600mm
Charcoal



Rundle Slab 600 x 750mm
Charcoal




Rundle Slab 600 x 750mm
Red

WINSTON STANDARD SLAB

SLABS



SHAPES & SIZES



600 x 600mm Standard



600 x 750mm Standard

KINGSTON SEDONA

SLABS



The beauty and texture of natural stone combined with easy installation make Sedona a great choice for a variety of projects. Designed to interlock perfectly and create a more stable surface with less shifting, Sedona can be set with or without wide joints.



AVAILABLE COLOURS



Brown



Charcoal

SHAPES & SIZES



387 x 530 x 43mm
15.25 x 21 x 1.8"

KINGSTON PATIO SLAB

SLABS



Clean and crisp lines make the 8 x16 Patio Slab ideal for easy herringbone and running bond patterns for a contemporary look and feel.



AVAILABLE COLOURS



Grey

SHAPES & SIZES



194 x 397 x 41mm
8 x 16 x 2"

KINGSTON ROUND SMOOTH 12" / ROUND & SQUARE EXPOSED

SLABS



AVAILABLE COLOURS



Round Slab
Smooth 12"



Round Slab
Exposed
Available in 12", 16", 20"



Square Slab
Exposed
Available in 16 x 16", 24 x 24"

PERMEABLE PAVERS

A photograph of a curved driveway made of permeable pavers. The pavers are in shades of grey and tan, arranged in a pattern. A black plastic curb runs along the edge of the driveway. To the left of the curb is a landscaped area with dark brown mulch, two large grey rocks, and a small bush of yellow flowers. In the background, a green car is parked on the driveway. The text "PERMEABLE PAVERS" is overlaid in large white letters on the top left.



Be Water Wise & House Proud.

ELIMINATE STANDING WATER,

reduce erosion and lower water demand with Belgard® Permeable Pavers. Our permeable pavers allow the movement of stormwater through the surface, reducing runoff and improving water quality by filtering pollutants.

BENEFITS TO HOMEOWNERS

- Eliminate standing water and improve drainage.
- More beautiful and durable than conventional paved surfaces.
- Can include a heating system to eliminate snow and ice build-up.
- Can include a water-harvesting system to recycle stormwater for irrigation.

BENEFITS TO COMMUNITIES

- Filter water back underground to recharge local groundwater supplies.
- Clean pollutants from stormwater to improve water quality of nearby lakes and rivers.
- Reduce demands on local storm drains.
- Reduce water used for irrigation.

TABLE OF CONTENTS

- 86** AQUA ROC™
- 87** ECO DUBLIN®
- 88** SF RIMA™
- 89** TURFSTONE™

Eco Dublin (page 87)

AQUA ROC™

PERMEABLE PAVER



With classic appeal, Aqua Roc offers a green solution for those who love the look of a traditional paver. Able to support heavy vehicular loads, Aqua Roc is an excellent choice for a variety of residential needs.



AVAILABLE COLOURS



Dark Charcoal



Grey




Tosana



Victorian

SHAPES & SIZES



114 x 230 x 80mm
4.5 x 9 x 3.1"

ECO DUBLIN[®]

PERMEABLE PAVER



Eco Dublin provides an environmental solution with the contemporary modular look of cut stone, which pairs well with nearly any architectural style.



AVAILABLE COLOURS



Grey



Toscana



Victorian

SHAPES & SIZES

3-Piece Modular



88 x 175 x 80mm
3.5 x 7 x 3.1"



175 x 175 x 80mm
7 x 7 x 3.1"



175 x 261 x 80mm
7 x 10 x 3.1"

SF RIMA™

PERMEABLE PAVER



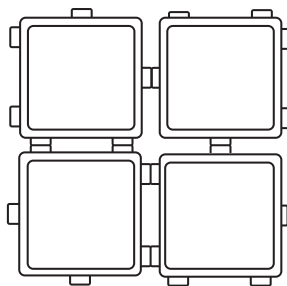
SF Rima Grid aids in reducing and eliminating storm water runoff, while also mitigating the risk of flooding and relieving stresses on sewer system infrastructure. It filters and drains storm water back to the native soil and helps with the constant irrigation and cooling of surfaces.



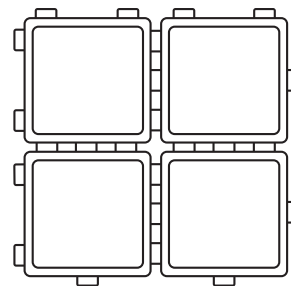
AVAILABLE COLOURS



Charcoal




Turf Growth Layout



Water Drainage Layout

SHAPES & SIZES




240 x 240 x 80mm
9.4 x 9.4 x 3.1"

TURFSTONE™


PERMEABLE PAVER



Turfstone stabilizes soil erosion by allowing rainwater to gradually filter back into soil. Its eco-friendly design reduces run-off while allowing greenery to grow through it, creating a unique natural look.



AVAILABLE COLOURS



Grey

SHAPES & SIZES



600 x 400 x 80mm
24 x 16 x 3.1"

PORCELAIN PAVERS

MIRAGE[®]
Porcelain. Design. Sustainability



Italian Design for Outdoor Lifestyles.

BELGARD® IS EXCITED TO OFFER

exclusive product collections to our versatile line of outdoor paving materials. Mirage® Porcelain Pavers are authentic Italian-designed porcelain pavers that meet the most aggressive durability standards. Porcelain pavers can be used in a variety of applications, including creative walkways, contemporary pool surrounds and gorgeous patio areas.

TABLE OF CONTENTS

92	ARDESIE
93	NA.ME
94	NAU 2.0
95	STONES 2.0
96	UNICO

NAU 2.0 (page 94)

ARDESIE

STONE FINISH



Ardesie captures the elegance of natural stone in a contemporary way. The end result is a slate-like look with the durability of porcelain. Expect the wide range of colour variation that is inherent in natural slate.



AVAILABLE COLOURS



African Stone
AD 03 NAT – V4




Black Reef
AD 04 NAT** – V3



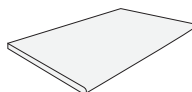
Vulcan
AD 05 NAT – V3

SHAPES & SIZES



60 x 60 x 2cm
23.54 x 23.54 x .75"

UNICO**



33 x 60 x 2cm
12.99 x 23.54 x .75"

*See page 96
for full product
information.*



Spacers are recommended for all porcelain paver installations.
PLEASE NOTE: For vehicular applications, must be a mortar install over a concrete slab.

NA.ME


STONE FINISH



NA.ME gives design professionals the perfectly integrated, natural-looking hardscapes they desire.



AVAILABLE COLOURS



Gris Beige
NE 31 ST – V2



Ocean Grey
NE 13 ST – V2



Swiss Grey
NE 20 ST – V2

SHAPES & SIZES



60 x 60 x 2cm
23.54 x 23.54 x .75"



Spacers are recommended for all porcelain paver installations.
PLEASE NOTE: For vehicular applications, must be a mortar
install over a concrete slab.

NAU 2.0

WOOD FINISH



Nau 2.0 interprets the character of reclaimed wood on a durable porcelain paver. Nau 2.0 creates outdoor living spaces with distinctive urban flair.



AVAILABLE COLOURS



Fado
NA 01 RD - V3



Indie
NA 02 RD - V3

SHAPES & SIZES



120 x 20 x 2cm
47.17 x 7.80 x .75"



Spacers are recommended for all porcelain paver installations. PLEASE NOTE: For vehicular applications, must be a mortar install over a concrete slab.

STONES 2.0

STONE FINISH



Stones 2.0 offers the supple texture of groundface stone in large shapes ideal for creating stylish contemporary outdoor living spaces.



AVAILABLE COLOURS



Chambrod*
SO 05 ST - V2




Pierre Bleue
SO 10 ST - V2



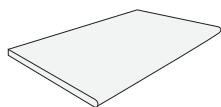
Pierre Bleue Sablée
SO 11 ST - V2

SHAPES & SIZES



60 x 60 x 2cm
23.54 x 23.54 x .75"

UNICO



33 x 60 x 2cm
12.99 x 23.54 x .75"

*See page 96
for full product
information.*



Spacers are recommended for all porcelain paver installations.
PLEASE NOTE: For vehicular applications, must be a mortar
install over a concrete slab.

UNICO

STEP AND COPING



Two installation needs, a single solution. UNICO, size 12.99" x 23.54" x 3/4", is processed on both sides, on one side it has a rounded edge and on the other a square edge.

An extremely versatile special piece, which can be used both as a step and as a special piece for swimming pools, with bullnose edge or straight edge, both colored along the side.



SIZE

12.99 x 23.54 x 3/4
Double sided special trim



ROUNDED EDGE




STRAIGHT EDGE

AVAILABLE COLOURS



Ardesie
African Stone
AD 03 NAT



Ardesie
Black Reef AD 05



Ardesie
Vulcan AD 05 NAT



Stones 2.0
Chambrod SO 05



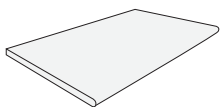
Stones 2.0
P. Bleue SO 10



Stones 2.0
P.B. Sablée SO 11

SHAPES & SIZES

UNICO



33 x 60 x 2cm
12.99 x 23.54 x .75"



GARDEN WALLS





Design Flexibility

FROM SIMPLE PLANTERS TO

stylish courtyard walls, benches and outdoor living areas, Belgard garden walls allow you to design with a variety of styles, sizes and shapes that will transform your outdoor space.

TABLE OF CONTENTS

- 100** AB COURTYARD®
- 101** BELTIS WALL
- 102** FLAGSTACK® & FLAGSTACK® PILLAR
- 104** MINI-BELTIS WALL
- 105** ROMANSTACK®
- 106** STACKSTONE®
- 110** ASHLAR TANDEM™ WALL
- 112** TANDEM® COLUMN KIT
- 113** TANDEM® MODULAR GRID
- 114** WESTON STONE™ 3-PIECE & UNIVERSAL

Ashlar Tandem Wall (page 110)

AB COURTYARD®

GARDEN WALL



The AB Courtyard Collection is a two-sided freestanding garden wall system that has three main components plus caps - AB Dublin, AB York and a Corner Block.



AVAILABLE COLOURS



Rocky Mountain Blend



Silverado

SHAPES & SIZES

Dublin



420 x 175 x 150mm
16.5 x 7 x 6"

York




230 x 175 x 150mm
9 x 7 x 6"

Wall Cap



235 x 250 x 90mm
9.25 x 9.8 x 3.5"

Post Cap



610 x 305 x 75mm
24 x 12 x 3"

Corner



400 x 175 x 150mm
15.5 x 7 x 6"

BELTIS WALL

GARDEN WALL



The tumbled Beltis Wall is very versatile. It can easily create straight walls, concave or convex curves. Designed to create a wall that looks just as good from the back as it does from the front.



AVAILABLE COLOURS



Earth Blend



Shadow Blend

SHAPES & SIZES



293 x 185 x 100mm
11.5 x 7.3 x 4"


FLAGSTACK® & FLAGSTACK PILLAR

GARDEN WALL



Flagstack is an authentic looking, versatile and easy to use garden wall system that offers the appearance and character of a natural drystack wall at a fraction of the cost of traditional flagstone wall.

AVAILABLE COLOUR



Granite River

SHAPES & SIZES

Standard Units



200 x 60 x 228mm
8 x 2.25 x 9"



312 x 60 x 228mm
12 x 2.25 x 9"



312 x 60 x 228mm
12 x 2.25 x 9"



425 x 60 x 228mm
17 x 2.25 x 9"

Jumper Units



310 x 228-254 x 120mm
12 x 9-10 x 4.5"

Corner



310 x 228-254 x 60mm
12 x 9-10 x 2.25"

Cap (Tapered)



290 (F) 210 (B) x 285 x 62mm
11.4 (F) 8.26 (B) x 11 x 2.32"

Cap (Long)



562 x 281 x 59mm
22 x 11 x 2.32"

Modular Wall Blocks & Jumper Units

The Flagstack wall system offers 4 unique Standard unit profiles and sizes on one pallet (pieces not sold individually).



FlagStack Pillar Unit
500 x 500 x 114mm
20 x 20 x 4.5"
Makes a 36" Pillar
24" Cap sold separately

FlagStack Pillar Kit allows you to quickly and easily build spectacular pillars. Effortlessly wrap fence & pergola posts, or swiftly integrate walls with minimal cutting. Create a perfect pillar every time without shimming or levelling.



Random Pattern

Rotate each block 90° to create a 36" high pillar with a distinct profile on all sides.



Seamless Post

Cut out the marked section, slide around an 8" max. post and glue back into place, to create a beautiful post wrap.



Easy Electrical

The hollow core makes running electrical conduit for light simple and hassle-free.



Wall Integration

Cut out and remove the marked section, integrate the wall directly into the pillar every few courses.



MINI-BELTIS WALL

GARDEN WALL



Multiple embossed finishes come together to create a truly unique look. Tumbled textures on the front, back and top means Mini-Beltis can be used as an edger, dry stack wall and even as a delineator separating landscape soils.



AVAILABLE COLOURS



Earth Blend



Shadow Blend

SHAPES & SIZES



229 x 127 x 76mm
9 x 5 x 3"

ROMANSTACK®

GARDEN WALL



With its softened edges and corners the RomanStack offers a classic cobble wall appearance while its interlock design ensures a perfect fit every time. Enjoy the same benefits of the StackStone wall only in a beautifully distressed profile.



AVAILABLE COLOURS



Charcoal



Rustic

SHAPES & SIZES

Standard



200(F) & 150(B) x 200 x 100mm
8(F) & 6(B) x 8 x 4"

Tapered



200(F) & 100(B) x 200 x 100mm
8(F) & 4(B) x 8 x 4"

Corner



200(F) & 178(B) x 280 x 100mm
8(F) & 7(B) x 11 x 4"

Cap



200(F) & 150(B) x 200 x 100mm
8(F) & 6(B) x 8 x 4"

STACKSTONE®

GARDEN WALL



StackStone features a 2-sided finish, while the self-aligned, tapered stone design provides a structural interlock making straight walls, curves and corners effortless to design and build for homeowners and professionals alike.



AVAILABLE COLOURS*



Charcoal



Desert Buff



Grey



Northern Blend



Rustic

*Also available in Victorian

SHAPES & SIZES

Standard



200(F) & 150(B) x 200 x 100mm
8(F) & 6(B) x 8 x 4"

Tapered



200(F) & 100(B) x 200 x 100mm
8(F) & 4(B) x 8 x 4"

Corner



200(F) & 178(B) x 280 x 100mm
8(F) & 7(B) x 11 x 4"

Cap



200(F) & 150(B) x 200 x 100mm
8(F) & 6(B) x 8 x 4"





Tandem® Wall

The Tandem family of products is a revolutionary platform that showcases the stone-like aesthetic that homeowners prefer while offering job site efficiencies contractors need. A complete system, with column kit and modular grid, Tandem provides versatility to complement any outdoor living space.






WALLS

The **Tandem Wall system** designed by Belgard® is an innovative, versatile system that can be used to create attractive, curved or straight retaining and freestanding landscape walls. Great for use in a wide range of residential and light commercial hardscape projects.



COLUMNS

Building columns is easy with the Tandem system. Add a finishing touch to a wall, create a grand entry the end of a driveway or dress-up an existing deck post with a stone-faced column. Ask your Belgard Representative about our **Tandem® Column Kit** with Steel Cages, Clips and Veneer Units in one convenient package.

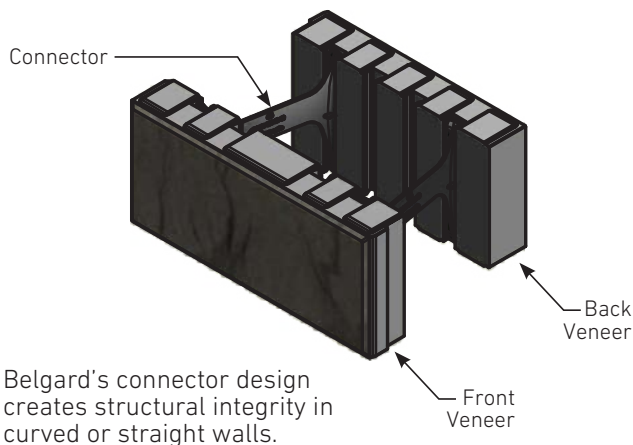


MODULAR GRID

Tandem® Modular Grid is a revolutionary system that makes it easy to construct outdoor living elements. Use steel grids and heavy-duty connectors to construct virtually any structure up to 7 ft tall including privacy walls, outdoor benches, kitchens and much more.



HOW IT WORKS



BENEFITS BY THE NUMBERS:

- Meets additional ASTM standards (C-1372 & C-1262)
- Freestanding walls up to 28"
- Exceeds 5,000 PSI compressive strength concrete
- Engineered 90° corners
- Gravity walls up to 3 feet
- Reinforced walls up to 7 feet

ASHLAR TANDEM™ WALL

GARDEN WALL



Ashlar Tandem provides the look and feel of chiseled stone with the easy installation of the Tandem Wall platform. Virtual joints and multiple sizes allow for a seamless connection between units.



AVAILABLE COLOURS



Charcoal



Rustic



Victorian

SHAPES & SIZES

Ashlar Tandem
Unit 1



7 x 13 $\frac{3}{8}$ x 3"

Ashlar Tandem
Unit 2



7 x 15 $\frac{3}{8}$ x 3"

Ashlar Tandem
Unit 3



7 x 18 x 3"

Tandem Wall Cap



15 x 24 x 3.25"

8" Connecting Member



U Start Base Block



3 $\frac{1}{2}$ x 18 $\frac{1}{2}$ x 12"



TANDEM® COLUMN KIT



Tandem Column Kit is an innovative, versatile system that can be used to create attractive, easy to install and durable columns. Great for use in residential and light commercial hardscape projects.



1 Start with Column Grid



2 Use connector to attach Tandem Veneers to grid



3 Repeat step 2 and fill with 3/4" crushed rock until column is complete



See the installation video at Belgard.com/Tandem

AVAILABLE COLOURS



Charcoal



Rustic




Victorian

SHAPES & SIZES

Tandem Column Kit includes 2 Steel Cages, 2 Bags of clips, & Ashlar Tandem Units



Ashlar Tandem™ Veneer



Column Grid
Height 42"



Connector



Tandem Cap
24 x 24 x 3 1/4"
(Sold Separately)



U Start Base Block
12 x 18 7/16 x 3 1/2"
(Sold Separately)

Ashlar Tandem Veneer Units are available in three sizes. See page 110 for reference.


TANDEM® MODULAR GRID




Construct virtually any design up to 7' tall by simply attaching the grids to a wooden structure and connecting the veneers. Build an outdoor kitchen, skirt a deck, hide utilities, construct seat walls... the possibilities are endless.



Build your wooden frame



Attach your modular grid



Attach Tandem Veneer with Connector



Finish with Tandem Cap Unit

AVAILABLE COLOURS



Charcoal



Rustic



Victorian

ASHLAR TANDEM™ VENEER UNITS*

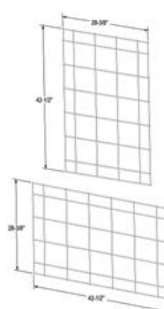


CONNECTOR



MODULAR GRID

Vertical or Horizontal Application



U START BASE BLOCK



See the installation video at [Beldgard.com/Tandem](http://Belgard.com/Tandem)

*Ashlar Tandem Veneer units available in three sizes. Units only available in 7" height. See page 110 for full product information.

WESTON STONE® 3-PIECE & UNIVERSAL

GARDEN WALL



The flexibility of Weston Stone is unmatched. With the look of natural tumbled stone, this double-sided wall is ideal for garden walls, pillars, outdoor kitchens, planters and fire features.



AVAILABLE COLOURS



Autumn
(3-Piece)



Toscana
(3-Piece)



Charcoal
(Universal)



Rustic
(Universal)



Victorian
(3-Piece & Universal)

SHAPES & SIZES

3-Piece Modular



200 x 100 x 100mm
8 x 4 x 4"



300 x 200 x 100mm
12 x 8 x 4"



400 x 200 x 100mm
16 x 8 x 4"

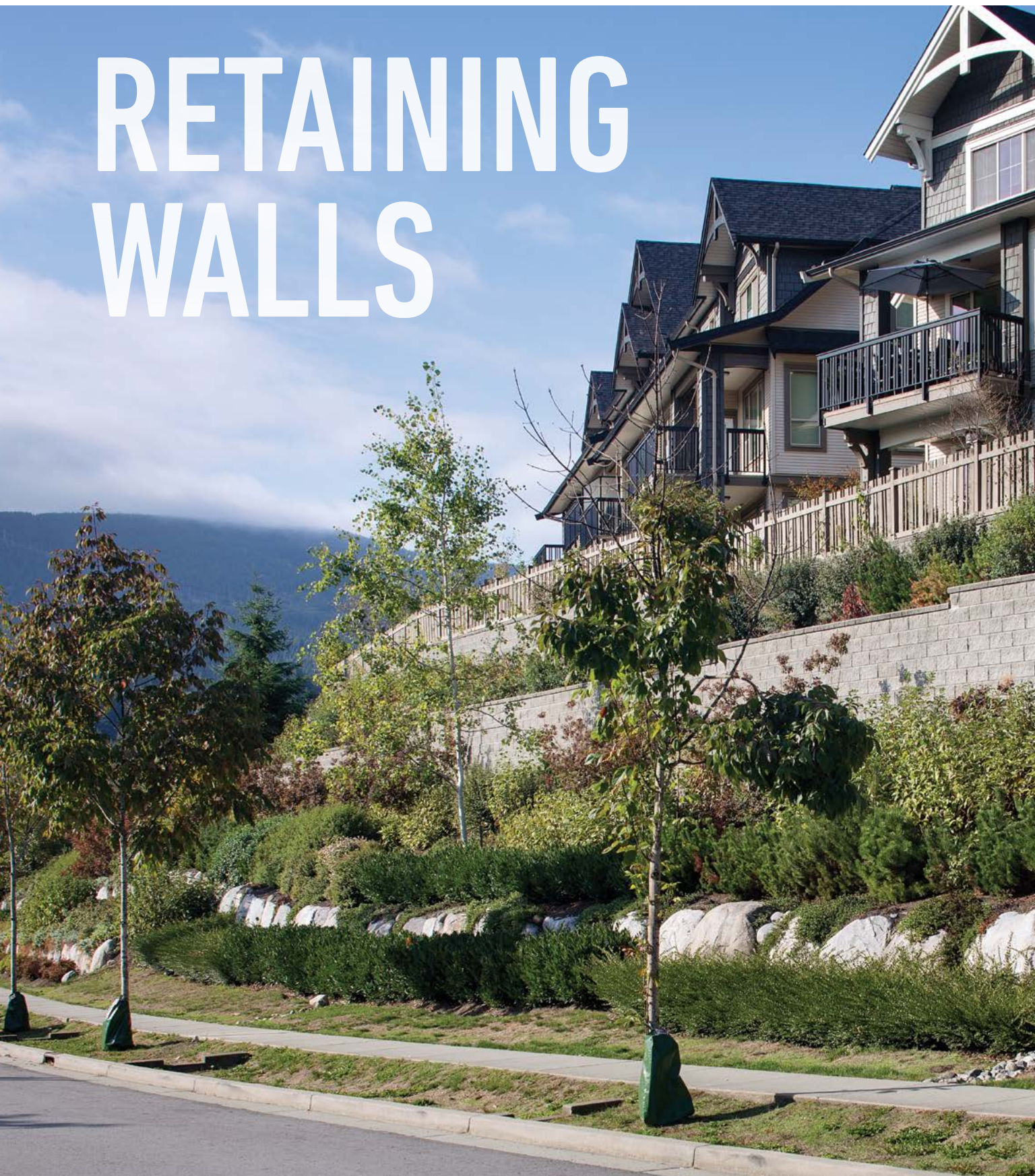
Universal



300 x 200 x 100mm
12 x 8 x 4"



RETAINING WALLS





Beauty and Performance in One Block

SEGMENTAL RETAINING WALLS

have become part of dynamic and practical designs in both residential and commercial environments.

The units may also be used in combination with horizontal layers of soil reinforcement to increase the effective width and weight of the gravity mass.

TABLE OF CONTENTS

- 118** AB® AZTEC
- 119** AB® COLLECTION
- 120** AB EUROPA® COLLECTION
- 121** CORNERSTONE®
- 122** MEGA-TANDEM™ (MSRW®)
- 124** PISA2®
- 125** ROMAN PISA®
- 126** SIENASTONE®
- 127** VERSA-LOK®

AB Collection (page 119)

AB AZTEC

RETAINING WALLS




Inspired by the walls in Cusco, Peru which are more than 500 years old. No need to learn the tricks of a new system, AB Aztec uses the same installation steps and engineering calculations as the AB® and AB® Europa Collections.



AVAILABLE COLOURS



Coastal



Rocky Mountain Blend



Silverado

SHAPES & SIZES

Classic 6°




460 x 300 x 200mm
18 x 12 x 8"

Jumbo 6°



230 x 230 x 200mm
9 x 9 x 8"

Lite



460 x 230 x 120mm
18 x 9 x 4.75"

Half Lite



230 x 230 x 120mm
9 x 9 x 4.75"

18" Cap



Corner



400 x 200 x 200mm
16 x 8 x 8"

AB® COLLECTION


RETAINING WALLS



With the look of split stone, the AB Collection blends naturally into any terrain to address various grade changes and create stunning landscapes. Use block sizes individually, or blend sizes to create an ashlar pattern.



AVAILABLE COLOURS




Charcoal



Grey



Rocky Mountain
Blend



Sandstone



Silverado



Victorian

SHAPES & SIZES

Block 3°
Classic 6°



460 x 300 x 200mm
18 x 12 x 8"

Jumbo 6°



230 x 240 x 200mm
9 x 9.5 x 8"

Lite



460 x 300 x 100mm
18 x 12 x 4"

Jr. Lite



230 x 300 x 100mm
9 x 12 x 4"

12" & 18" Cap



12" & 16" Corner




AB EUROPA® COLLECTION

RETAINING WALLS



The unique weathered texture of the AB Europa Collection captures the beauty of the European countryside. Use block sizes individually, or blend them in the AB Abbey® pattern to create a hand-woven look.



AVAILABLE COLOURS



Rocky Mountain Blend



Silverado

SHAPES & SIZES

Dover



460 x 265 x 200mm
18 x 10.5 x 8"

Palermo



230 x 240 x 200mm
9 x 9.5 x 8"

Barcelona



460 x 265 x 100mm
18 x 10.5 x 4"

Bordeaux



230 x 265 x 100mm
9 x 10.5 x 4"

12" Cap



300 x 300 x 90mm
12 x 12 x 3.5"

16" Corner



397 x 200 x 200mm
16 x 8 x 8"

CORNERSTONE®


RETAINING WALLS



CornerStone offers an attractive, sound and environmentally friendly wall that can be used in residential landscaping walls and large commercial projects.



AVAILABLE COLOURS



Charcoal



Desert Buff



Grey



Rustic

REVERSE-A-CAP & CAPSTONE COLOURS



Grey



Charcoal



Desert Buff

SHAPES & SIZES

Flat Face



457 x 305 x 203mm
18 x 12 x 8"

Corner



300 x 200 x 200mm
12 x 8 x 8"

18" Capstone



457 x 305 x 203mm
18 x 12 x 3"

Reverse-a-cap



200(F) / 177(B) x 356 x 76mm
8(F) / 7(B) x 14 x 3"

MEGA-TANDEM™

MASS SEGMENTAL RETAINING WALL (MSRW®) SYSTEM



With the natural appearance of hand-chiseled stone, the Mega-Tandem MSRW system is an innovative and versatile system capable of building large, straight or curved walls.



AVAILABLE COLOURS*



Charcoal



Rustic



Victorian

*Also available in
Grey and Silverado

SHAPES & SIZES

Mega-Tandem



600 x 300 x 76.2 mm
24 x 12 x 3"

Tandem Cap



15 x 24 x 3.25"


Connectors



22.3 Connector
supports gravity
walls up to 6'



41.3 Connector
supports gravity
walls up to 10'



PISA2®

RETAINING WALLS



The Pisa2 retaining wall offers a quarried stone appearance and can handle any grade changes and landscape designs, including steps and curves, to help increase the amount of usable outdoor space.




AVAILABLE COLOURS*



Charcoal



Grey



Rustic

REVERSE-A-CAP & CAPSTONE COLOURS



Grey



Charcoal




Desert Buff

*Also available in Victorian

SHAPES & SIZES

Standard



200 x 300 x 150mm
8 x 12 x 6"

Tapered



200(F) / 150(B) x 300 x 150mm
8(F) x 6(B) x 12 x 6"

Corner



510 x 200 x 150mm
20 x 8 x 6"

18" Capstone



457 x 305 x 203mm
18 x 12 x 3"

Reverse-a-cap



200(F) / 177(B) x 356 x 100mm
8(F) / 7(B) x 14 x 4"

ROMAN PISA®

RETAINING WALLS



An alternate look for Pisa2 wall applications, Roman Pisa is manufactured through a specialized process that rounds off the edges and softens the surface to create the look of a textured cobbled wall.



AVAILABLE COLOURS*



Charcoal




Rustic

REVERSE-A-CAP & CAPSTONE COLOURS



Grey



Charcoal



Desert Buff

*Also available in Victorian

SHAPES & SIZES

Standard



200 x 300 x 150mm
8 x 12 x 6"

Tapered



200(F) / 150(B) x 300 x 150mm
8(F) x 6(B) x 12 x 6"

Corner



510 x 200 x 150mm
20 x 8 x 6"

18" Capstone



457 x 305 x 203mm
18 x 12 x 3"

Reverse-a-cap



200(F) / 177(B) x 356 x 100mm
8(F) / 7(B) x 14 x 4"

SIENASTONE®


RETAINING WALLS



SienaStone combines the stability of large modular units with a popular natural rock-like appearance. Its proportions are well suited for both residential and commercial applications.



AVAILABLE COLOURS



Charcoal



Grey

SHAPES & SIZES

333 Standard



1000 x 333 x 184mm
39 x 13 x 7.25"

500 Standard



1000 x 500 x 184mm
39 x 19.7 x 7.25"

925 Standard



1000 x 925 x 184mm
39 x 36.4 x 7.25"

Corner



1000 x 500 x 184mm
39 x 19.7 x 7.25"

Curve



500(F) / 430(B) x
500 x 184mm
19.7(F) / 17(B) x
19.7 x 7.25"

Cap



1000 x 500 x 184mm
39 x 19.7 x 7.25"

VERSA-LOK®

RETAINING WALLS



VERSA-LOK segmental retaining walls are made from high-strength concrete units, dry-stacked, interlocked with pins, and set on granular leveling pads. These mortarless walls do not need frost footings.



AVAILABLE COLOURS



Grey



Grey/Charcoal Blend



Tan/Charcoal Blend

SHAPES & SIZES

Block



406(F) x 355(B) x 300 x 153mm
16(F) x 14(B) x 12 x 6"

Cap



406(F) x 355(B) x 300 x 92mm
16(F) x 14(B) x 12 x 3.6"

YARDSCAPES

A photograph of a stone patio area. In the foreground, a square fire pit made of stacked stones has a metal mesh cover. To the left of the fire pit is a small tray with a white candle and some snacks. In the background, there is a large stone planter with green ferns. To the right, a metal bench with a floral cushion and a red umbrella is visible. The patio is paved with irregular stone tiles. A green table with two lit candles is partially visible in the bottom foreground.



It's All in the Details.

ADD THE FINISHING TOUCHES TO

your outdoor space with geometric edging for crisp boundaries or create outdoor entertaining areas with our easy-to-assemble fire pit kits.

TABLE OF CONTENTS

- 130** I-CON EDGER
- 130** STRATUS EDGER
- 131** BELTIS FIRE PIT KIT
- 131** STACKSTONE® / ROMANSTACK® FIRE PIT KIT
- 132** WESTON STONE™ FIRE PIT KIT
- 133** DEK BLOCK & DEK SAVER
- 134** PLANTER BLOCK

Weston Stone Fire Pit Kit (page 132)

I-CON EDGER

EDGERS



Perfect for creating neat, crisp boundaries, edgers offer a seamless transition from the lawn to planting beds or patios or for separating landscape materials such as sod, mulch and decorative rock.



AVAILABLE COLOURS



Charcoal



Desert Buff



Grey

SHAPES & SIZES

300 x 93 x 100mm
12 x 3.5 x 4"

STRATUS EDGER

EDGERS



Stratus Edger can be used as a garden edger, hard surface edger or delineator for planting areas. The faux joint creates an irregular look while the bevelled ends permit straight or curved installations with equal ease.



AVAILABLE COLOURS



Earth Blend



Shadow Blend

SHAPES & SIZES

80 x 300 x 80mm
3 x 12 x 3"

BELTIS

FIRE PIT KITS



With its gently textured profile, the new Beltis Fire Pit kit builds a 12" high fire pit and includes an insert and comes available in two classic colours.



AVAILABLE COLOURS



Earth Blend



Shadow Blend

SHAPES & SIZES

Inside dimension:
813mm / 32"
Outside dimension:
1092mm / 43"
Height: 305mm / 12"
Inner ring included



STACKSTONE®/ROMANSTACK®

FIRE PIT KITS



The StackStone/RomanStack fire pits include easy to follow instructions and grill, allowing you to spend less time with set up and more time enjoying the outdoors.



AVAILABLE COLOURS*



Charcoal



Rustic

*Also available in Victorian

SHAPES & SIZES

Inside dimension:
635mm / 25"
Outside dimension:
1111mm / 42"
Height: 406mm / 16"
Grill: 28" (unpainted)



WESTON STONE™

FIRE PIT KITS



The ever popular Weston Stone ready with a dramatic pyramid style grill will not only make a visual statement, it will provide years of enjoyment.



AVAILABLE COLOURS



Charcoal



Rustic



Victorian

SHAPES & SIZES



Inside dimension: 711mm / 28"
Outside dimension: 1117mm / 44"
Height: 305mm / 12"
Pyramid Grill: 28 x 28" / Height 12" (unfinished)
Stones: 36 / 12 per row

Universal



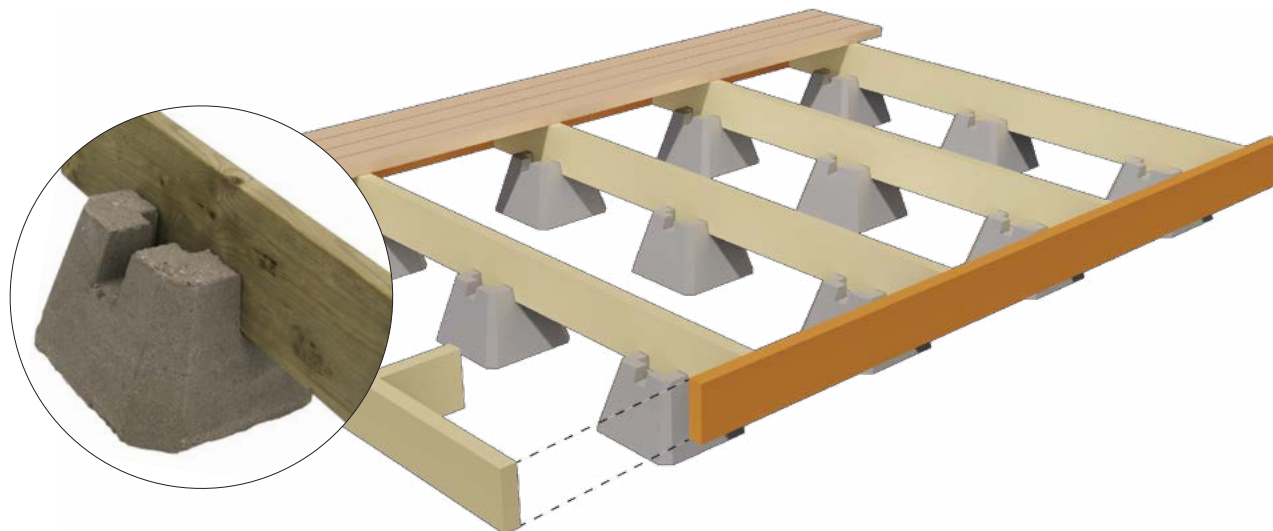
300 x 200 x 100mm
12 x 8 x 4"

DEK BLOCK & DEK SAVER


YARDSCAPES



Dek Block is a solid pre-formed concrete foundation block designed to build your deck fast and easy. There are no requirements for concrete or post holes and is the Handyman's answer to simple deck construction. Building your deck is now easier than ever before.



The Dek Saver makes levelling a deck easy. An adjustable steel insert fits the Dek Block and adjusts by simply moving the washer and nut to the desired height.



SHAPES & SIZES



300 x 300 x 200mm
12 x 12 x 8"

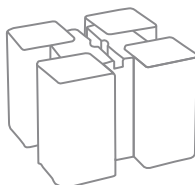
PLANTER BLOCK

YARDSCAPES

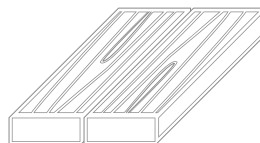
Grow your own food and create eye-catching gardens that add character to your outdoor living space. Build a customized planter box or raised garden bed in varying sizes and configurations.




AVAILABLE COLOURS



Stack planter wall blocks for the framework. (Use rebar or glue when going more than 1 block high.)



Slide in 2" x 6" pieces of any kind of lumber.



Fill with soil and live goods.

SHAPES & SIZES

Planter Block



194 x 194 x 140mm
7.7 x 7.7 x 5.5"



OUTDOOR FIRE FEATURES AND KITCHENS





Relaxation Made Simple.

MAKE THE OUTDOORS A LITTLE

cozier with Belgard's collection of modular pre-built outdoor fire features and kitchens. With our pre-assembled tailored designs, what you see is what you get, nothing is left to chance. The modularity of the system also allows for a quicker and cleaner installation process, which means you'll be cozied up by the fire by nightfall.

TABLE OF CONTENTS

- 140** BORDEAUX™ SERIES
- 141** BRISTOL™ SERIES
- 142** BRIGHTON™ SERIES
- 143** TANDEM® MODULAR GRID

Bordeaux Series (page 140)

Outdoor Fire Features and Kitchens

Browse our outdoor kitchen collections and fireplace kits to find the right centerpiece for your al fresco experience.



BORDEAUX™ SERIES

A timeless stackstone design that allows the fireplace, the grill island, or the brick oven to become the focal point of your outdoor space.



BRISTOL™ SERIES

A beautiful combination of tumbled block with Arbel® and Urbana® accents, Bristol's rustic look blends well with virtually any landscape.



BRIGHTON™ SERIES

Addresses the need and request for a lower-priced fireplace set. Featuring the same 36" firebox as the Bristol Series, plus a built-in hearth, Brighton is a beautiful option for those on a budget.



Shop Belgard Outdoor Kitchen and Fire Features
at Belgard.com/Elements

BRICK OVENS

Inspired by traditional oven designs first used over four thousand years ago. The secret is our authentic, low-height Neapolitan dome design. The design creates a unique FlameRoll, which generates high, even temperatures for balanced cooking and genuine wood-fired taste.

Available in Bordeaux™ and Bristol™ Series.



Bristol Series Brick Oven



TANDEM® MODULAR GRID

Easy to install. Versatile. Modular. Simply create your project frame, attach the grid to your structure and clip your tandem veneers to the grid. Can be used in various applications from deck skirting to outdoor kitchens.

BORDEAUX™ SERIES

FIREPLACE

2'7"D x 4'3"W x 7'8"H



Wood Boxes
2'1.25"D x 3'3"W x 3'1"H
per box



Grill Island
2'6"D x 5'11"W x 3'5"H



Brick Oven
42.5"D x 53.25"W x 92"H

BRISTOL™ SERIES

FIREPLACE

3'D x 5'W x 9'3"H



Wood Boxes
2'4"D x 3'W x 3'3"H
per box



Grill Island
3'D x 6'4"W x 4'4"H



Brick Oven
4'D x 4'W x 8'5"H



Hearth
2'D x 5'W x 11"H

BRIGHTON™ SERIES

FIREPLACE

3'4"D x 4'4"W x 8'4"H



Wood Boxes
2'4"D x 2'8"W x 2'11"H
per box



Fireplace
3'4"D x 4'8"W x 8'4"H


TANDEM® MODULAR GRID



Construct virtually any design up to 7' tall by simply attaching the grids to a wooden structure and connecting the veneers. Build an outdoor kitchen, skirt a deck, hide utilities, construct seat walls... the possibilities are endless.



1 Build your wooden frame



2 Attach your modular grid



3 Attach Tandem Veneer with Connector



4 Finish with Tandem Cap Unit

AVAILABLE COLOURS



Charcoal



Rustic



Victorian

ASHLAR TANDEM™ VENEER UNITS*

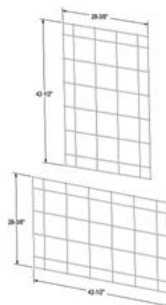


CONNECTOR



MODULAR GRID

Vertical or Horizontal Application



U START BASE BLOCK



See the installation video at Belgard.com/Tandem

*Ashlar Tandem Veneer units available in three sizes. Units only available in 7" height. See page 110 for full product information.



TECHNISEAL[®] PROTECTS & BEAUTIFIES



Protect Your Investment

PAVERS ADD CHARACTER AND VALUE

to a home. However, the erosion of sand from the joints and the appearance of weeds and ants can diminish the beauty of your outdoor space. The selection of a quality jointing sand will ensure your project looks great year after year.



TABLE OF CONTENTS


- 148** HP NEXTGEL™
- 149** RG+ POLYMERIC SAND

Avalon Slate (page 41)

NEW

HP NEXTGEL™

THE BEST SAND EVER CREATED



HP NEXTGEL™ JOINTING SAND

- Heavy-sloped and high-traffic areas
- High-humidity areas and pool decks
- Commercial, residential and public projects
- False or wide joints from 1/16" to 4"
- Also ideal for natural stones, textured or clay pavers, and porcelain tiles.
- Haze and Dust Free



Black Granite Ivory Pacific Grey Tan Urban Grey



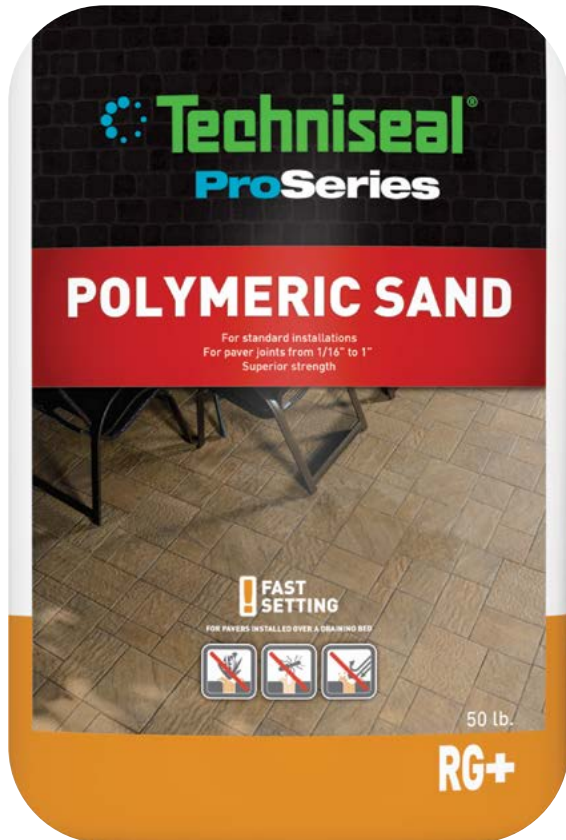
This revolutionary technology radically transforms and improves the properties and behavior of jointing sand, resulting in the first ever true “no dust”, “no haze”, “no waste” sand for a fast and clean installation.

† This product contains no dust from additives.

BEST SELLER

RG+ POLYMERIC SAND

THE ORIGINAL BRAND YOU CAN TRUST



RG+ POLYMERIC SAND

- Inhibits weed growth
- Deters ants and other insects
- Eliminates joint erosion – water, frost heaving, wind, power washing, etc.
- Fast-setting, water resistant 90 minutes after installation
- Stabilizes paver installations - follows movement



Granite



Pacific Grey



Tan



Urban Grey

Techniseal® jointing sands contribute to LEED credits, based on the use of regional and recycled materials.

Colours, Textures & Styles

GET CREATIVE


Feel free to mix it up! Use different paver styles, textures and colours to add visual interest and beauty to your next project. Whether it's a contrasting border, inlaid border, or an inlaid rug design, there are endless combinations to consider when designing your space. Draw inspiration from rug designs, tile or your own imagination to make your project unique and exciting.

BELOW: This beautiful outdoor patio features our classic Urbana 3-piece, with inlaid Holland Stone and an accenting border in Urbana 3-piece. The result is an intriguing mix of old and new!



DESIGN TIP

Don't be afraid to mix clean contemporary textures with natural textures as accents or vice versa.




ACCENTS

Adding inlays and banding isn't just limited to the pavement. Adding these accents in vertical features such as kitchens, walls and pillars can really tie everything together.

TOP: Adding a single band in a contrasting colour to the Tandem Modular Grid kitchen below adds visual interest and creates a designer look.

BOTTOM LEFT: Contrasting arches of Old York pavers add a whimsical touch to this Lafitt Rustic Slab patio.

BOTTOM RIGHT: A Moduline Series border around a section of Mega-Libre pavers creates the look of an inlaid rug for this Mega-Lafitt patio.



DESIGN TIP

The placement of an accent band within a wall, pillar or kitchen unit doesn't have to be limited to just one. Changing up the number and placement of a band can dramatically change the overall look.

INLAID CONTRASTING BORDERS



DESIGN TIP

As a rule of thumb, try to keep the number of paver styles and colours to no more than three in any particular project.

Understanding the Process

BELGARD® WILL IMPROVE THE BEAUTY AND VALUE OF YOUR HOME.

With any construction project, it's necessary to have as much information as possible before you begin the process. With that in mind, this next section is dedicated to helping you make the best decisions and understand what to expect before you get started with your project.



YOUR LANDING SPOT FOR INSPIRATION

For the full Belgard experience visit us online at Belgard.com/Inspiration.

VISUALIZE YOUR PROJECT

Belgard's online **Project Visualizer** allows you to be your own hardscape designer. Choose from our image library of patios, driveways and walkways, or upload your own photo to experiment with paver styles and colours and explore an infinite number of design possibilities.

Ready to "Visualize" Your Backyard Makeover?

Visit Belgard.com/Seeit



Belgard® Design Studio



YOUR VISION – BROUGHT TO LIFE

By partnering with a Belgard Authorized Contractor (BAC), your dream outdoor space can be brought to life with 3-D renderings crafted by our Belgard Design Studio.

With our expert design team, they integrate photos of your home's exterior with sketches from your contractor, to give you a realistic vision of your future space.

This process enables you and your contractor to collaborate and agree on your vision before the first paver is ever laid, avoiding future compromises or surprises. We have a number of sample projects and plans available in our design gallery for inspiration. You can even request to have the plan retrofitted so it harmonizes with the characteristics and site features of your property. Please contact a Belgard Authorized Contractor to learn more. Visit **Belgard.com/Locator**.

BEFORE



DESIGN TIP

3-D design images include furniture placement, potential landscaping, and existing structures and design elements, which helps create a realistic preview of the future space.

3-D DESIGN




NEXT GENERATION TOOLS TO VISUALIZE YOUR OUTDOOR SPACE

Experience your dream outdoor space like never before, by seeing the design of your space using Belgard Design Studio's Virtual Reality platform. When you work with your Belgard Authorized Contractor, you can ask the project to be designed in 3-D on a virtual reality setting, which will allow you to experience your dream space from multiple vantage points – all from the comfort of your home. To learn more, visit **Belgard.com/BDS**.



AFTER



Selecting a Contractor

A hardscape project is an important investment in your home, and selecting the right contractor is a critical decision. Don't be afraid to ask a lot of questions. It's important that you get to know your contractor so that you can work together as a team to create your ideal outdoor living space.

What to Ask

- Installing hardscapes is a **SPECIALIZED SKILL** that requires training and experience. Inquire about specialized certifications and training from organizations like the Interlocking Concrete Paver Institute (ICPI). All **Belgard® Authorized Contractors** are required to have at least one team member who is ICPI certified and must meet annual requirements to maintain the company's "authorized" status.
- Ask for **CUSTOMER REFERENCES** and to see photos of past projects, both for design ideas and to get a sense of the contractor's level of creativity, expertise and work ethic. Ask for an address or two and check out the workmanship up close, with the homeowner's permission of course.
- Determine upfront which aspects of the project the contractor can handle. Will their team manage aspects like **LANDSCAPING, PLUMBING, IRRIGATION AND LIGHTING** – or will you be expected to handle this separately?
- Be sure to get a complete understanding of **PAYMENT TERMS** and estimated start date and turn-around time.
- It important to hire a contractor who can provide **PROOF OF INSURANCE** and is able to guarantee their work for a period of at least one year after the installation.

CHECKLIST FOR CONTRACTOR:

- | | |
|--|---|
| <input type="checkbox"/> Industry Certification (ICPI, NCMA, SRW) | <input type="checkbox"/> Work Schedule |
| <input type="checkbox"/> Proof of Insurance | <input type="checkbox"/> Price Estimate |
| <input type="checkbox"/> Workmanship Guarantee
(one year minimum) | <input type="checkbox"/> Scope of Work/Contract |
| <input type="checkbox"/> Business License/Contractor's license
(where applicable) | <input type="checkbox"/> Referrals |



To find a Belgard Authorized Contractor or Dealer
visit **Belgard.com/locator**

Belgard Preferred Payment[®]



With the **Belgard Preferred Payment** program, you can complete your outdoor project in just a few weeks, instead of phasing it out over several months or years. Available only through Belgard Authorized Contractors or Dealers, Preferred Payment offers same-as-cash financing that allows you to start your project immediately. There are often construction economies that can be achieved by doing the entire project at once, which could save you both money and time. Plus, you get to start enjoying your dream outdoor living space much sooner!

To learn more visit us at **Belgard.com/BPP**

Benefits of Belgard financing include:

- Apply quickly and easily online
- No paperwork
- Instant credit decision
- No prepayment penalties







Lafitt Slate Slab (page 56)





Peace of Mind, Guaranteed

LIFETIME TRANSFERABLE LIMITED WARRANTY

Oldcastle Architectural, Inc. ("Belgard") is proud to inform you that all of our interlocking concrete paver and retaining walls ("Products") meet and/or exceed the requirements of ASTM C-936 and ASTM C-1372. Belgard guarantees its Products against these standards for the lifetime of the Product defined by ICPI. This guarantee does not apply to splitting, chipping or other breakage that could be caused by impact, abrasion or overloading. This warranty is transferable. *The original proof of purchase is required.*

This warranty is only valid if the material is installed under the guidelines of the ICPI (www.ICPI.org), The NCMA (www.ncma.org) or the Belgard Installation Guideline Manual. Improper installation voids this warranty. This warranty is for residential applications only and does not apply to commercial applications. It is recommended that the job is installed by a Belgard Authorized Contractor.

For warranty service, contact Belgard at **1-800-BELGARD**. A service representative will investigate your claim within 10 business days. If the Belgard Product fails to meet the specifications, Belgard will replace the defective product at no charge. Colour matching cannot be guaranteed. Belgard will not be responsible for any replacement labor, consequential damages or incidental damages.

For more information, please visit us at: **Belgard.com/Warranty**

STAY CONNECTED WITH BELGARD.



[Pinterest.com/Belgard](https://www.pinterest.com/Belgard)



[Facebook.com/OutdoorLivingbyBelgard](https://www.facebook.com/OutdoorLivingbyBelgard)



Belgard.com/Blog



[YouTube.com/BelgardHardscapes](https://www.youtube.com/BelgardHardscapes)




[Twitter.com/Belgard](https://twitter.com/Belgard)



[Instagram.com/BelgardOutdoorLiving](https://www.instagram.com/BelgardOutdoorLiving)

Lafitt Slate Slab (page 56)



Product Quality

At Belgard®, we take our role as industry leaders seriously. Our rigorous research and development program is centered on innovation and quality. We never take it for granted that our products are the best in the business and constantly strive to improve and take the industry to the next level. Our overarching goal is to continue to find new and exciting ways to create beautiful outdoor spaces while maintaining incredibly high standards for product quality and performance.

“Belgard has equipped our crew with extensive training and support. Paired with an exceptional product, it makes it easy to not only meet our customers expectations, but to make their outdoor living space dreams become a reality!”

— Brian Pirot, Hardwall Outdoor Living (Calgary, AB)



Lafitt Slate Slab (page 56)

Tandem Modular Grid Kitchen (page 113)

Expocrete – An Oldcastle Company

LOCATIONS

Expocrete – Acheson
Head Office
28234 Acheson Road
Acheson, AB T7X 6A9
Tel: 780.962.4010
Fax: 780.962.3230
Toll Free: 1.800.232.9443

Expocrete – Richmond
Lafarge Plant Site, Gate 2,
Blundell @ Nelson Road
Richmond, BC V6W 1G4
Toll Free: 1.800.556.9733

Expocrete – Saskatoon
1801 - 11 Street West
Saskatoon, SK S7M 1H9
Toll Free: 1.800.279.3728

Expocrete – Balzac (Calgary)
260032 RR 291
Rockyview County, AB T4A 0T8
Toll Free: 1.800.279.3728
Fax: 403.279.4191

Expocrete – Winnipeg
1436 Chevrier Blvd
Winnipeg, MB R3T 1Y6
Toll Free: 1.800.262.8869

www.Expocrete.com

OPPOSITE PAGE

VS 5 (page 74)



BELGARD® | PAVES
THE WAY

EXPOCRETE

AN OLDCASTLE® COMPANY

Alberta | British Columbia

Manitoba | Saskatchewan

877-235-4273 | Belgard.com

